

THESE DRAWINGS AND SPECIFICATIONS ARE THE PROPERTY OF JBL INCORPORATED. THEY ARE ISSUED IN STRICT CONFIDENCE AND SHALL NOT BE REPRODUCED OR USED AS THE BASIS FOR MANUFACTURE OR APPARATUS WITHOUT WRITTEN PERMISSION.

REVISIONS			
LTR	DESCRIPTION	DRFT	DATE
A	RELEASE TO MARKETING	JS	6/10/2015

D

D

C

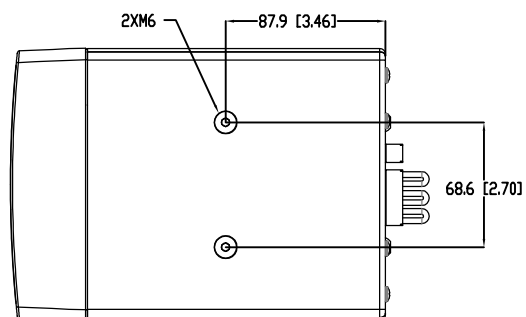
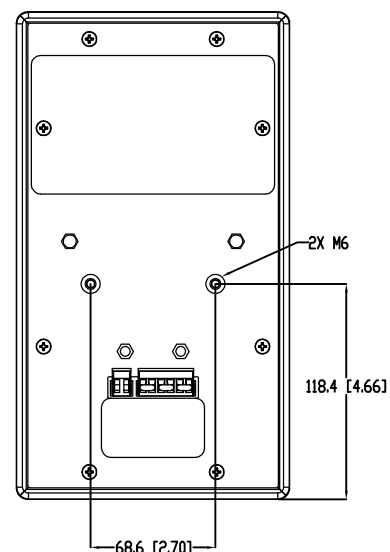
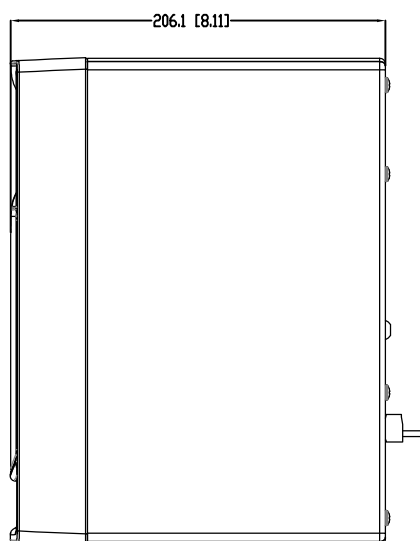
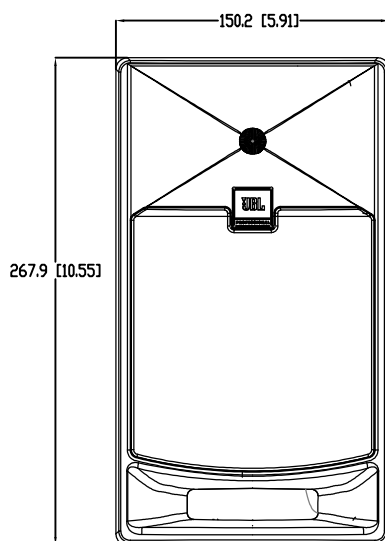
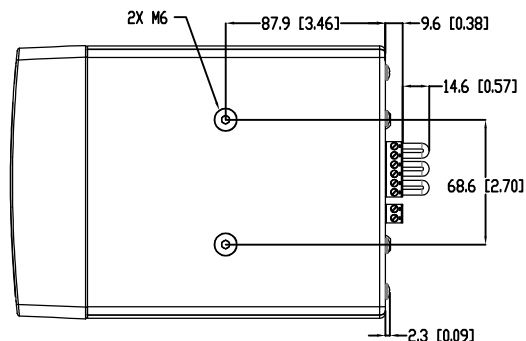
C

B

B

A

A



NOTES:

MOUNTING POINTS: 6XM6 – MAXIMUM CLEARANCE IN ENCLOSURE IS 3/4 IN (19MM).
USE ONLY LOAD-RATED FASTENERS. RECOMMENDED FASTENER LENGTH:
LESS THAN OR EQUAL TO 3/4 IN (19MM) IN LENGTH PLUS THICKNESS OF MOUNTING PLATE.

TOLERANCES (UNLESS OTHERWISE SPECIFIED)	
X.XX	± .063 INCH
X.X	± .125 INCH
ANGULAR TOLERANCE OF 0°±30°	
FRACTIONAL DIMENSIONS ± 1/32	
* DIMENSIONS ARE MM [INCHES]	
* ALL DIMENSIONS ARE FINISHED DIMENSIONS	
* DO NOT SCALE DRAWING	

JBL PROFESSIONAL A Harman International Company Northridge, California 91329 U.S.A.	
TITLE CUSTOMER DRAWING, LSR705i	
SIZE A	DRAWING NO. 1000167675
SCALE NTS	REV A
SHEET 1 OF 1	

4

3

2

1